




























# CLUTCH

	<p>"1125" - Firewall Stiffener Bracket - \$19 Each Excellent reproduction of the firewall stiffener bracket used to mount the clutch pedal bracket on 1966-70 B-Body manual transmission applications. Includes correct zinc phosphate K-Lock mounting nuts. Reference Chrysler part number 2781 125.</p>
	<p>"0680" - Firewall Stiffener Bracket - \$19 Each Excellent reproduction of the firewall stiffener bracket used to mount the clutch pedal bracket on 1971-74 B-Body and E-Body manual transmission applications. Bracket is stamped with appropriate "H" marking and heads of studs have "HT" embossed as originals. Finished in zinc phosphate &amp; oiled since bracket is not painted with the car body. Includes correct zinc phosphate K-Lock mounting nuts. Reference Chrysler part number 2950 680.</p>
	<p>"BS-1" - Clutch Bell Crank Ball Stud (Frame Side) - \$15 Each Clutch bell crank ball stud for all manual transmission applications. Mounts to the frame rail mounting bracket (as seen below). Zinc plated to resist corrosion and provides proper appearance. Includes mounting nut and flat washer. Reference Chrysler part number 2461 766.</p>
	<p>"BS-2" - Clutch Bell Crank Ball Stud (Bell Housing Side) - \$15 Each Clutch bell crank ball stud for all manual transmission B &amp; E-Body applications. Mounts to the bell housing. Zinc plated to resist corrosion and provides proper appearance. Reference Chrysler part number 2461 765.</p>
	<p>"BS-1-2" - Clutch Bell Crank Ball Studs (B &amp; E-Body) - \$28 per Pair Clutch bell crank ball studs for all manual transmission B &amp; E-Body applications. The longer ball stud mounts to the bell housing, and the shorter to the frame rail mounting bracket (as seen below). Zinc plated to resist corrosion and provides proper appearance. Nut and flat washer included for mounting to frame rail bracket. Reference Chrysler part numbers 2461 765 and 2461 766.</p>
	<p>"BS-3" - Clutch Bell Crank Ball Studs (A-Body) - \$30 per Pair Clutch bell crank ball studs for Small Block manual transmission 1968-71 A-Body applications. The ball stud bracket assembly mounts to the bell housing, and the ball stud to the frame rail mounting bracket. Zinc plated ball stud and zinc chromate bracket assembly resist corrosion and provide proper appearance. Reference Chrysler part numbers 2461 766 and 2925 588.</p>
	<p>"BS-3BH" - Clutch Bell Crank Bell Housing Ball Stud Bracket (A-Body) - \$20 Each Clutch bell crank ball stud bracket for Small Block manual transmission A-Body applications. This ball stud bracket assembly mounts to the bell housing. Zinc chromate bracket assembly resists corrosion and provides proper appearance. Bracket fits 1968-71 Small Block bell housings. Reference Chrysler part number 2925 588.</p>
	<p>"BS-4" - Clutch Bell Crank Ball Studs (A-Body) - \$35 per Pair Clutch bell crank ball studs for 1972-74 A-Body Small Block manual transmission applications. Reference Chrysler part number 3575 157 and 2461 766. The ball stud bracket assembly mounts to the bell housing, and the ball stud to the frame rail mounting bracket. Zinc plated ball stud and bracket assembly resist corrosion and provide proper appearance.</p>
	<p>"BS-4BH" - Clutch Bell Crank Bell Housing Ball Stud Bracket (A-Body) - \$24 Each Clutch bell crank bell housing ball stud bracket for 1972-74 A-Body Small Block manual transmission applications. Reference Chrysler part number 3575 157. This ball stud bracket assembly mounts to the bell housing. Zinc plated bracket assembly resists corrosion and provides proper appearance.</p>
	<p>"BS-5BH" - Clutch Bell Crank Bell Housing Ball Stud Bracket (B-Body) - \$24 Each Clutch bell crank bell housing ball stud bracket for 1962-64 B-Body Big Block manual transmission applications. Reference Chrysler part number 2260 746. This ball stud bracket assembly mounts to the bell housing. Zinc plated bracket assembly resists corrosion and provides proper appearance.</p>

	<p>"BS-6BH" - Clutch Bell Crank Bell Housing Ball Stud Bracket (B-Body) - \$24 Each  Clutch bell crank bell housing ball stud bracket for 1965 B-Body Big Block manual transmission applications. Reference Chrysler part number 2467 774.  This ball stud bracket assembly mounts to the bell housing. Zinc plated bracket assembly resists corrosion and provides proper appearance.</p>
	<p>"BS-7BH" - Clutch Bell Crank Bell Housing Ball Stud Bracket Assy (A-Body) - \$89  Clutch bell crank bell housing ball stud bracket for 1967-69 A-Body Big Block manual transmission applications. Reference Chrysler part numbers 2950 271 for ball stud bracket and 2883 481 for the spacer.  This ball stud bracket assembly mounts to the bell housing. Zinc phosphate plated bracket, spacer, bolts and conical washers provides proper appearance. Bracket includes "B" stamp next to zinc plated ball stud.</p>
	<p>"FB001" - Clutch Bell Crank Frame Bracket - \$24 Each  An exact reproduction of the B &amp; E-Body factory frame rail mounting bracket for the clutch bell crank ball stud. A must for converting an automatic transmission car to 4-speed or 5-speed.</p>
	<p>"FB0002" - Clutch Bell Crank Frame Bracket - \$35 Each  An excellent reproduction of the 1967-76 A-Body frame side mounting bracket for the clutch bell crank ball stud. Die formed from correct gauge steel and ready to weld into place. A must for converting an automatic transmission car to 4-speed or 5-speed application.</p>
	<p>"FBKIT" - Clutch Bell Crank Frame Bracket Kit - \$45 per Kit  Comes complete with B &amp; E-Body frame rail bracket, both ball studs, flat washer and nut. A must for converting an automatic transmission car to 4-speed or 5-speed.</p>
	<p>"A-ZKIT" - A-Body Clutch Pivot Shaft Service Kit - \$60 per Kit  Kit provides all components necessary to service 1968-71 A-Body clutch pivot shafts (Z-bars). Includes both frame side with nut and washer and bell housing side ball studs, two ball stud seals, two spring retainers, two wear washers, four ball stud bearing halves, and one pivot shaft bearing retainer wire.</p>
	<p>"A-ZKIT-2" - A-Body Clutch Pivot Shaft Service Kit - \$60 per Kit  Kit provides all components necessary to service 1972-74 Small Block A-Body clutch pivot shafts (Z-bars). Includes both frame side with nut and conical washer and bell housing side ball studs, two ball stud seals, two spring retainers, two wear washers, four ball stud bearing halves, and one pivot shaft bearing retainer wire.</p>
	<p>"A-ZKIT-3" - A-Body Clutch Pivot Shaft Service Kit - \$129 per Kit  Kit provides all components necessary to service 1967-69 Big Block A-Body clutch pivot shafts (Z-bars). Includes frame side ball stud with nut and conical washer, bell housing side ball stud assembly with spacer, mounting bolts and conical washers, two ball stud seals, two spring retainers, two wear washers, four ball stud bearing halves, and one pivot shaft bearing retainer wire.</p>
	<p>"B/E-ZKIT" - B &amp; E-Body Clutch Pivot Shaft Service Kit - \$60 per Kit  Kit provides all components necessary to service 1966-74 B-Body and 1970-74 E-Body clutch pivot shafts (Z-bars). Includes both frame side with nut and washer and bell housing side ball studs, two ball stud seals, two spring retainers, two wear washers, four ball stud bearing halves, and one pivot shaft bearing retainer wire.</p>
	<p>"085" - Z-Bar Linkage Spring Clip - \$3 each  (3) Required  Spring steel clip that fits over the pivot stud of each end of the Z-Bar, and the clutch pedal linkage stud. Secures the clutch actuator rods to the Z-Bar and clutch pedal linkage. Reference Chrysler part number 2405 085.</p>

	<p>"086" - Z-Bar Linkage Wear Washer - \$2 each  (3) Required  Wear washer that fits over the pivot stud of each end of the Z-Bar and clutch pedal linkage. Prevents friction between the clutch actuator rods and the Z-Bar. Reference Chrysler part number 2405 086.</p>
	<p>"910" - Z-Bar Ball Stud Bearing Retaining Wire - \$7.50 each  (1) Required  Spring steel wire that secures the frame side ball stud bearings in the Z-Bar tube. Clips over the Z-Bar tube and ends insert into holes on tube and into locking groove of bearings #938. Reference Chrysler part number 2401 910.</p>
	<p>"938" - Z-Bar Ball Stud Bearings - \$5 per pair  (2) Pair Required  Injection molded in Delrin to increase life and reduce friction, yet provides correct appearance of nylon. Each pair fits over the Z-Bar ball studs and into the Z-Bar tube. Reference Chrysler part number 2265 938.</p>
	<p>"942" - Z-Bar Ball Stud Rubber Seal - \$5.50 each  (2) Required  Injection molded in silicone rubber for higher temperature resistance and long life. "BALL SIDE" lettering shows which direction the seal is to be installed. Keeps dirt from the ball stud bearings. Reference Chrysler part number 2265 942.</p>
	<p>"979" - Clutch Fork Rod Adjusting Nut - \$3 each  Special purpose nut used to lock the position of the clutch fork rod washer and insulator. Zinc and wax finished for the proper appearance.  After proper adjustment is attained, use a hammer and punch to depress one of the nut shoulder sections on to the flat surface of the clutch fork actuator rod. Reference Chrysler part number 1407 347.</p>
	<p>"483" - Clutch Fork Rod Washer - \$8 each  (1) Required  Conical faced washer that backs the clutch fork insulator. Finished in black oxide as original. Reference Chrysler part number 2461 483.</p>
	<p>"412" - Clutch Fork Rod Insulator - \$5.50 each  (1) Required  High durometer urethane for increased service life &amp; improved clutch pedal feel. Reference Chrysler part number 2461 482.</p>
	<p>"705" - Clutch Fork Return Spring - \$5 each  (1) Required  Used on all Big Block applications after 1965 and Small Block B &amp; E-Body applications. Heavy duty spring used to keep tension between the clutch fork and adjusting rod. Reference Chrysler part number 2643 705.</p>
	<p>"480" - Clutch Fork Return Spring - \$5 each  (1) Required  Used on Small Block A-Body applications and 1962-65 Big Block B-Body applications. Heavy duty spring used to keep tension between the clutch fork and adjusting rod. Reference Chrysler part number 2461 480.</p>
	<p>"235" - Clutch Release Rod - \$27 each  Straight rod used on 1970-74 E-Body, and 1971-74 B-Body Big Block applications. Zinc plated as original. Reference Chrysler part number 3467 235.</p>
	<p>"240" - Clutch Release Rod - \$27 each  Angled rod used on 1970-74 E-Body Small Block applications, and 1966-70 B-Body Big &amp; Small Block applications. Zinc plated as original. Reference Chrysler part number 2534 240.</p>
	<p>"078" - Clutch Release Rod - \$27 each  Angled rod used on 1967-76 A-Body Big &amp; Small Block applications. Made from high-strength alloy steel and heat treated for superior wear resistance. Zinc plated as original to provide a lasting shine. Reference Chrysler part number 2883 478.</p>

	<p>"447" - Clutch Release Rod Service Kit - \$45 each  (1) Required  Angled rod kit used on 1962-65 B-Body Big Block applications. Comes complete with adjusting rod, special lock nut, clutch fork return spring, wear washer, spring retainer, conical washer, and clutch fork insulator.</p>
	<p>"449" - Clutch Release Rod Service Kit - \$45 each  (1) Required  Angled rod kit used on 1970-74 E-Body Small Block applications, and 1966-70 B-Body Big &amp; Small Block applications. Comes complete with adjusting rod, special lock nut, clutch fork return spring, wear washer, spring retainer, conical washer, and clutch fork insulator.</p>
	<p>"450" - Clutch Release Rod Service Kit - \$45 each  (1) Required  Straight rod kit used on 1970-74 E-Body and 1971-74 B-Body Big Block applications. Comes complete with adjusting rod, special lock nut, clutch fork return spring, wear washer, spring retainer, conical washer, and clutch fork insulator.</p>
	<p>"448" - Clutch Release Rod Service Kit - \$45 each  (1) Required  Rod kit used on 1967-76 A-Body Small Block applications. Comes complete with adjusting rod, special lock nut, clutch fork return spring, wear washer, spring retainer, conical washer, and clutch fork insulator.</p>
	<p>"451" - Clutch Release Rod Service Kit - \$45 each  (1) Required  Rod kit used on 1967-76 A-Body Big Block applications. Comes complete with adjusting rod, special lock nut, clutch fork return spring, wear washer, spring retainer, conical washer, and clutch fork insulator.</p>

